



THE PINE NEEDLE PRESS

PO BOX 3133 • GRASS VALLEY, CA 95945 www.pinetreequiltguild.com

Volume 43 Issue 9

October 2025

Table of Contents

Affiliates	13
Anniversaries/Birthdays	14
Calendar	3
Community Service	5
Events	15, 16
Guild Challenge	3
Haves 'n Wants	11
Home Workshop	7
Inquiring Minds	4
Jamboree	8
Membership News	8
Mini Groups	9
OQ Marketing	5, 12
President's Message	2
Programs	1
Quilting 101	10
Quilt Show News	6, 7
Row by Row.	2
Sew Powerful Purse Project.	10
Share & Care	14

Pine Tree Quilt Guild

Tuesday, October 7th, 2025
Doors Open. 5:30PM. Meeting. 6:00PM
Elks' Club - Nevada City Hwy 49

October Boutique

Some talented and energetic members have been busy creating gifts and kits for you.

Annica Hagadorn - Scrappy Postcards, gift card holders, & packages binding and bias tape

Mariah Bath - Sashiko kits, Pincushions & ornaments

Christine Barnes Patterns

Cindy Loper - Fused glass ornaments, jewelry & plates

Jeanne Pincha-Tulley - Wool & kits



Save the Dates!

October 4th —

Jamboree

October 7th —

October Member Boutique

NEED YOUR HELP!

Your Christmas Party committee, headed by Sandra Bruce, is busy planning a fun-and-festive event for December! We need a Cricut cutting machine to create one of the decorations. Could we borrow one from a member? We will return it promptly! Contact Christine Barnes, cebarnes@sbcglobal.net



President's Message

It's the start of fall and isn't it amazing! Although we have the warm days lingering on and off, we have the cool nights. And it's less than 100 days until Christmas!!

At the October meeting we have a variety of things to accomplish. The Nomination Committee will present the candidates for the 2026. Once the candidates are announced you will be asked to vote. If there is more than one candidate for any of the Executive Board positions (i.e., President; Vice president; Secretary; Treasurer), the vote will be by ballot. If only one candidate is available for the positions, voting may be by show of hands.

The October meeting is the beginning of sign-ups for various Guild activities. Row-by-Row, Round Robin, Country Store, Speaker Workshops, 2026 Guild Challenge, etc....just to name a few. Be sure to take advantage of sign-ups as many of these activities fill up quickly.

The October general meeting is also a "boutique" from various members to help us set the mood for early holiday presents, birthday wish fulfillment and "just because" items. Be sure to check things out!

Lastly, if you are interested in helping me create an appliqué group, please let me know at jpinchatulley@gmail.com. This group will begin meeting in January.



Jeanne Pincha-Tulley President



Row by Row

Sign-ups begin at the October general meeting!! There will be two sessions: morning from 10:30-11:30 am and evenings from 5:00 to 06:00 pm. We changed the day of the week (because with Board meeting the same day it got a bit overwhelming). Both sessions will occur on the same day. Meetings are held in the Ben Franklin Crafts classroom every 2nd Wednesday from January thru June. We are so excited to start another year!! Hope to see you there!

Jeanne Pincha-Tulley, Karla Rogers, Beth Stagner





Add to Your October Calendars

Jamboree	9-3	Saturday October 4th	Peace Lutheran
General Meeting	6:00 PM	Tuesday, Oct 7th, 6:00PM	Elk's Lodge, Nevada City, CA
PTQG Board Meeting	3:00 pm	Thursday, Oct 9th, 3:00PM	Ben Franklin
Newsletter Deadline	Evening of	Sunday, Oct 12th	sierrasue@icloud.com
Quilt Show Meeting	1:00PM - 3:00PM	Tuesday, Oct 21st	Eskaton, 49er Room
Community Service	9 am - 1 pm	Oct 2nd, 16th	161 Nevada City Hwy, Nevada City
Home Workshop	9 am - 3 pm	Oct 23rd	Sierra Presbyterian Church
Quilting 101	10am - 2 pm	Oct 23rd	Sierra Presbyterian Church

PTQG Challenge for 2026 is "Read Me - Use Me"

We love hearing from our members who are already coming up with ideas for their "Read Me - Use Me" Guild Challenge. If you haven't come up with an idea, do not worry, you still have 6 months to work on the Challenge since it isn't due until our April Quilt Show. If you didn't get a chance to pick up your Challenge Material, find us at our next General Meeting. The Challenge material is a randomly chosen magazine page and a piece of fabric that is identical for all participants. The challenge is to make a quilted project that relates to something on the magazine page, - it could be based on a word or phrase, a picture, the subject or a color theme. In addition, a recognizable piece of the provided Challenge fabric must be used on the front of the quilt.



- Any technique(s) can be used.
- Fabric: In addition to using some or all of the provided fabric, one may use anything else - all colors, patterned, solid, dark, light, with embellishments, etc.
- The quilt must be no larger than 30" per side, and completely finished with a sleeve and label.
- Save the magazine page that relates to your quilt since you will submit it along with the quilt.
- The Challenge Quilt will be displayed at a special exhibit at our Quilt Show in April. Please keep the quilt a secret and only one entry per person.

Kris Cook and Margaret Vodicka, Guild Challenge Co-Chairs





Inquiring Minds Want to Know.....

Sue Miller

Shortly after I started quilting again, I joined the Guild. Along comes the July Picnic, and they have an ice breaker where we are supposed to identify our favorite technique....well, my mind went blank...what's a technique? I was only a little embarrassed, to say the least. Do you have a questions about quilting? Feel free to ask anyone in the Guild. But over the next few months I will be putting short articles in the newsletter about techniques, blocks, fabrics, color...and other facets of quilting. By the way, I think my favorite technique is paper piecing, for today.

This month is about quilting terms. What is quilting? I don't really quilt most of my large quilts, I send them out. A "quilt" is made of three layers: top, batting, and a backing. The top layer is made of small or large scraps of fabric sewn or pieced together. Quilting is the stitching that holds these three layers together. The stitching can be done by hand or machine. Some quilts are simply 'quilted' by tying the three layers together with yarn or heavy thread. In the past, these quilts were called comforters and some shows did not allow them to be entered as 'quilts'.

Most quilts are stitched in one of three ways. The oldest way of quilting is hand quilting. The quilter assembles the quilt "sandwich" and will then baste or pin the three layers together to hold it in place. A quilting pattern may be marked with a removable marker. The quilter places the sandwich in a frame or hoop and a very short quilting needle called a "between" is used to stitch the quilting pattern.

Machine quilting has become very popular. A domestic machine can be used for "free motion quilting" . A domestic machine is the one used for sewing clothes or other small projects. It can be very technologically advanced...or not. Special feet are used that allow the 'sandwich' to move more easily under the needle as the person quilting guides the quilt in the desired pattern. Two common 'feet' are the walking foot and the darning foot. The steps for preparing the quilt can be the same for the domestic machine.

There is also a Long-Arm quilting machine. These machines have a large frame where the quilt layers are attached to rollers. The sewing machine head is driven "over" the built sandwich. These can be manual or computerized.

Smaller, long arm quilting machines with tables enable the quilter to sit down. These machines have a larger arm opening than a normal domestic, and the table allows for an easier movement in the quilting process.

Quilting, itself, can be very simple or intricate. Some samples below. More to come next month.....

If you have something you'd like to see covered in Inquiring Minds Want to Know....please let me know.....





Community Service

Nancy Holtz

Community Service celebrated Margie Lucas 90th Birthday on September 4th. Her daughter, Susan, joined us, as well as Robert, her husband.



Quilts have been delivered to Wolf Creek Rehab and Child Advocates which includes CASA.

There is always a need for quilting to be done, especially for twin sized quilts. Several members with new long arms are helping.




We meet the first and third Thursdays each month 9-1 at the back of the Nevada County Historical Society building next to Sierra Presbyterian Church at the wonky corner of Ridge Rd and Nevada City Hwy. All are welcome to join us.

Opportunity Quilt Marketing

Sue Miller

Volunteers Needed Country Christmas Faire
November 28, 29, & 30, 2025

Thanks to all of you who helped with the Draft Horse Classic. Our next marketing event for the Opportunity Quilt will be Country Christmas, November 28th, 29th and 30th. This is a definite sitting position with a great view to enjoy watching families come through with their little ones. Another good time at the Fairgrounds. Free passes for admission and everyone gets free parking. More information to come in the November newsletter. If you have questions, call or text Sue Miller, 530-263-0805





QUILT SHOW 2026




Planning has been under way since last month for our 40th Annual “Springtime in the Pines” Quilt Show. The steering committee met to discuss responsibilities and timelines. Among other things, vendors have been contacted, and publicity materials have been printed. Most of the committee members met on Sept 16th to go over the timeline, vote on old business from last year and learn what has already been accomplished by different committees.

The committee voted that each Guild vendor would pay 15% of their total sales to the Guild. This will be reviewed each year.

The theme for our 40th Quilt Show is Fabric Arts- Building Community.

The committee will meet again on October 21st, 1:00PM to 3:00PM, in the 49er Room at Eskaton on Ridge Road.

Desiree Davila, Sophia Day, Sue Miller, Holly Miner, Beth Stagner,





Quilt Show cont.....

SILENT AUCTION

It's never too early to start thinking about what you'd like to make or donate to our Silent Auction for the 2026 Quilt Show. New or gently used equipment in working condition like sewing machines/ quilting accessories are usually top sellers. As always, items like quilts, pillows, baby/kid quilts with books, kitchen items, vintage quilt tops, quilt kits, notions, wearables and totes are always welcome. We would like to have a wide variety of items, anything you think would make a great donation and would be a good seller. Mini groups might consider making a quilt to donate. As always, your generosity is greatly appreciated and all the proceeds help our Guild. You can drop off donations at the general meetings or community service or contact one of us for pick-up or delivery. Unless you'd like your donation to remain anonymous, please include your name so we can thank you.

Michaele King 530-263-7969

Laura Greenman 530-263-8900

Home Workshop

Theresa Finn



Home Workshop will meet in October and cover Half-Rectangle Triangles.. These classes are open and free to all members of the Guild. The meetings are opportunities to sew with friends, both old and new. AND if you want to work on your own project (parallel sewing, like parallel playing) you are invited to join this merry band of quilters.

We have many talented members, please search your brains for something you'd like to teach! If you know someone who does something well, encourage her to share her skills with others. Home Workshop is exactly what it says, home grown! We need teachers for next year, what's something you love to do that you could share with others?

Upcoming classes:

OCTOBER Half-Rectangle Triangles

JANUARY 2026: Binding Basics with Holly

Theresa will be taking sign-ups at meetings.

Sign-up genius is not suited to our needs.

You can also text her. Feel free to ask Theresa questions at meetings or through texting or email.

Her contact information is in the Roster.



MEMBERSHIP NEWS

Ruth Bertaccini



September's general meeting welcomed 8 guests and of those three ladies joined the Guild. They are excited to learn more about what the guild offers our members. If you see them at our October meeting or Jamboree, please let them feel welcome. They are sisters April and Allison Durham, and Maggie Garcia. We can now boast that Pine Tree Quilt Guild has 211 members!



Jamboree - Saturday, October 4

Margaret Vodicka

We look forward to seeing all of you who signed up for Jamboree - a day full of creativity, learning and camaraderie. Please bring your lunch and the supplies listed on your class information sheet. Coffee, tea and yummy home baked goodies will be provided. Plus, door prizes will be awarded during lunch.

Saturday, Oct 4, 9:00am - 3:00pm

Doors open at 8:30am

Peace Lutheran Church, Grass Valley

828 W Main St, Grass Valley



If you are missing your Supply List or have questions, please email margaret_vodicka@hotmail.com.

Brought to you by the Tangled Threads Mini Group

If you have questions, please email, Margaret Vodicka.



Mini-Group

New members met in September. If you are a newer member and have not gotten connected with others to form a mini-group and you would like to, please contact Sue Miller. Her contact information is in the roster.

Mini-Groups are a great way to develop friendships and hone one's quilting skills. They are not just small groups that meet in each others houses. Community Service is an example of a small group within the Guild that gets together regularly. They work together to organize donations as well as distribute quilts to those in need. Joining Row x Row is yet another way to become active within a small group. They met once a month at Ben Franklin. Watch for news about the next one in the newsletter.

From previous newsletters:

.....some of our mini groups have openings for members. All contact information is in the online roster. Sue Marshall is the contact for a group that focuses on long-arm quilting. Ginny Gleason is the contact for a group that focuses on machine embroidery. This group is just getting off the ground and doesn't have established meetings yet. Sophia Day is the contact for a group that meets in South County, with no specific specialty. Mariah Bath is the contact for groups focused on handwork including Sashiko and Dear Jane.

If you are interested in learning how to use EQ 8, contact Janet Palmer. She is interested in forming a small group. Her contact information is in the roster. As Jeanne mentioned in her message this month, she is interested in forming an Appliqué group.

Ruth Bertaccini



Judy Hamilton



Sue Miller



Beth Stagner





Quilting 101

Joan Mosley

For All New Quilters

Quilting 101 is designed to help beginning quilters gain confidence and skill in the basics of quilting. We meet monthly, January through October, with the exception of April and June. The class is free to all Guild members but you bring your own supplies and equipment. Each month's session will focus on a particular block and the skills needed for its creation. We also visit other areas of quilting, such as fabric and color choice, layout, reading a pattern, and finishing techniques. My goal for each attendee will be to be to complete a small finished quilt of your own design to share at our February 2027 Guild meeting.

Looking towards next year, a number of you have asked about joining the class for 2026. I will begin accepting sign ups at our October guild meeting, as well as answer any questions you may have. If you cannot make it to the meeting, drop me an email with your contact information and I will get back to you. Due to our classroom space, the number is limited to 16, so please don't delay signing up if you are interested in joining us. Spaces generally fill up quickly.

Our class meets on the Third Wednesday of the month, 9:30 to 2:00, at the Grass Valley United Methodist Church. In late December, I will send out all of the needed information to class members. Our first session will be on Jan. 21, 2026.

If you have any questions, please contact me at jmos919@gmail.com or sjmosley4@comcast.net.

Sew Powerful Purse Project

I want to send out a giant THANK YOU to all of you who made purses during our Retreat. Your kindness and talent will change lives. I believe I have 26 right now.

Several people took kits and/or fabric home to make more bags. I will happily accept any completed bags at our October Guild meeting. Karla Rogers has generously offered to deliver them to the Yuba City location where they will be shipped to Zambia!

If you have time, it is nice to include a little note of encouragement to the girl who will receive your purse. Just slip it inside the interior pocket.

Thanks again,

Joan Mosley





Haves 'n Wants

FOR SALE

Unopened roll of Hobbs Heirloom blend batting, 96 X 30 yards. Asking \$195. Call Margaret Boothby 530-273-0186 for more information

Haves' n Wants

FOR SALE

Baby Lock Coronet Longarm
Almost new!! \$4,800
Contact Kathy Biggi, info in Roster





Opportunity Quilt Marketing News

From Holly Miner, Opportunity Quilt Chair & Visiting Opportunity Scheduler

Amber Jantz, of Rocklin, is the lucky winner of our 2025 DHC quilt.

The quilt, made by Terry McFeely, Ingrid Peterson, Lorna Straka and quilted by Beth Stagner, earned **\$769.00** and the total for the event was

\$1,378.00

Thank you: Sue Miller, Ruth Bertacinni, Sophia Day and Lillian Glaeser for your extra work! Everyone who sold tickets and/or loaned quilts helped to make this important showing a huge success.

Ask a friend and sign up to take “Royal Kaleidoscope”, the 2026 Opportunity Quilt, to one of these three guild meetings. Contact Holly Miner

Monday, October 13, 2025 12:30pm
Foothill Quilters Guild - Vet's Hall in Auburn

Tuesday, October 14, 2025 6:00 pm
Folsom Quilt & Fiber Guild - City Hall, Folsom

Thursday, October 23, 2025 7:00 pm
Golden Valley Quilt Guild, St Marks Church, Citrus Heights, 7:00

If members do not step up, the quilt will not be shown at these Guilds! We will miss out on income and promoting our quilt show.

PLEASE VOLUNTEER TODAY!



The Opportunity Quilt Marketing Chair needs to be filled for 2026. I will finish my term with “Royal Kaleidoscope.” If the new Chair starts in January 2026, I will mentor until our quilt show. Anyone who is interested, please contact me as soon as possible.

Thank you, Holly Miner



Affiliates

We have so many generous supporters, please patronize them when you are able!

The Hand Quilters	530-432-0505	TheHandQuilters@gmail.com
Susie Hardy Designs	530-478-0223	susiehardy@comcast.net
Mariah's Sew Aloha	808-345-3112	mariah.bath@gmail.com
Ben Franklin	530-273-1348	fabric@benfranklin-crafts.com
Fat Lady Singing	530-432-1646	eagle1238@comcast.net
Precision Quiltworks	530-470-3645	precisionqw@hotmail.com
Villa Rosa Designs	530-509-5133	fabric@villarosadesigns.com



Thanks to Pat Fryer for her support of the Pine Tree Quilt Guild over the past few years. We wish her well as she moves on to new endeavors. Somehow, I doubt she'll be sitting still.

On October 1st, Molly and Heidi Cook will be embarking on a Grand Adventure as they assume ownership of the Villa Rosa shop. The name will change to 3 Aunts Quilt Shop and the hours will be 10-4. There will be a grand opening celebration on Saturday, October 4th. Please come and wish the girls well as they start their own business!

Hours will be 10-4, Tuesday through Saturday.



Molly and Heidi Cook

3 Aunts
quilt shop





Find us on Facebook

www.facebook.com/PineTreeQuiltGuild/

- 4 Sheri & Alan Doerr
- 4 Suzanne Del Sarto & Marty Strauss
- 7 Laura & Brian Waag
- 7 Melissa & Wes/Dick Kriegler
- 11 Pat & Wil Fryer
- 12 Carmen & Clyde Crow
- 15 Henriette & Craig MacDonald
- 15 Deborah & Mark Demuynck
- 16 Vicki & Gary Black
- 16 Julie & Jay McEnroe
- 17 Julia & Edward Sugg
- 17 Rita & David Behr
- 19 Rosie & Tom Mariani
- 19 Rhonda & Michael Horne
- 22 Tana & Robin VanGalder
- 23 Lillian & Bob Glaeser
- 25 Marcia & Greg Lyon
- 25 Judy & Rusty Vaughn



- 2 Dianna Hare
- 2 Barbara Simmons
- 11 Vaughn Rodriguez
- 14 Kathy Biggi
- 14 Lorna Straka
- 20 Sophia Day
- 24 Lin Schiffner
- 27 Carolyn Croker
- 29 Sue Fisher
- 29 Cindy Maurice
- 29 Margaret Aarons
- 29 Maura Devlin
- 31 Judy Vaughn

Do you know someone in the Guild who is under the weather and can use some cheering?

Whether it is an illness, surgery, or loss of a loved one, please let Anne Wilson know so she can send an appropriate card.



Thank you!

Anne Wilson Chairperson





Join Julia McLeod on a Quilting Cruise to Alaska!

Alaskan Ornaments
1 day hand sewing class

Alaskan Reflections
1 ½ day class
Sewing machines provided!

June 20 - 27 2026 on Holland America's Eurodam
Departs from Seattle and visits Juneau, Sitka,
Icy Straight Point, Ketchikan, Victoria BC

QuiltCruises.com. JuliaMcLeodQuilts.com



Annual Sun City Roseville Needle Arts Club

Holiday Craft Faire

Saturday, November 1, 2025
9:00 am to 2:00 pm
Timber Creek Lodge
7050 Del Webb Blvd, Roseville CA 95747

Needle Arts, Creative Arts, Fine
Arts & Bake sale

ATM Available



Join Foothill Quilters Guild for a Wickedly Good Time
3rd Annual Halloween BUNCO!

October 25, 2025

Doors Open at Noon
Bunco begins at 1 pm



Never played? We will teach you!

Costumes encouraged!

BUNCO Prizes to Win

Raffle Baskets

Door Prizes

Dessert will be Served

Only 100 Seats Available at \$25 each

Tickets Available at FQG Meetings

You can purchase via credit card by:

<https://square.link/u/wvc8LcsJ>

Or Scan the QR Code below

for pick up at "Will Call" Table
or Foothill Quilters Guild Meeting

Auburn Veteran's Memorial Hall

100 East St

Auburn Ca 95603

For questions call:

Sharon Rizzato 916-759- 4336





Pine Tree Quilt Guild

Post Office Box 3133
Grass Valley, CA 95945

RETURN SERVICE REQUESTED

PTQG Information

The Pine Tree Quilt Guild of Nevada County

Send address changes and corrections to:

PTQG Computer Records
P.O. Box 3133 • Grass Valley, CA 95945
or email Sophia Day smeyer@nccn.net

Mail membership forms and dues to:

PTQG Membership
P.O.Box 3133 • Grass Valley, CA 95945

Submit newsletter articles to:

Sue Miller, PTQG Newsletter Editor
sierrasue@icloud.com
P.O. Box 3133
Grass Valley, CA 95945

Newsletter Deadline:

5:00 p.m. the Sunday following the
Thursday PTQG Board Meeting

See our web page for membership forms and information: www.pinetreequiltguild.com