



# THE PINE NEEDLE PRESS

PO BOX 3133 • GRASS VALLEY, CA 95945 [www.pinetreequiltguild.com](http://www.pinetreequiltguild.com)

Volume 43 Issue 2

March 2025

## Table of Contents

Affiliates _____	17, 18
Anniversaries/Birthdays _____	16
Community Service _____	10
Coming Events _____	4
Guild Challenge _____	12
Quilting Happy Place _____	8
Haves 'n Wants _____	14, 15
Home Workshop _____	9
Membership _____	11
Mini Groups _____	13
Opportunity Quilt _____	13
Photos _____	19
President's Message _____	4
Programs _____	1, 3
Quilt Show News _____	5-8
Row by Row _____	10
Scholarship _____	8
Share and Care _____	13
Speaker Workshop _____	3



Pine Tree Quilt Guild  
March Meeting

Location: Grass Valley Charter School  
South Auburn, Grass Valley

Date and Time: Tuesday, March 4, 2025  
Doors open at 5:30PM Meeting at 6:00PM

The Guild has many activities. Join us at our March meeting to learn about the many facets of Community Service. Maybe you'll hear a way that speaks to your soul for helping in the community.

## Note from Newsletter Editor

Please send submissions to me at [sierrasue@icloud.com](mailto:sierrasue@icloud.com) with 'Newsletter' in the subject line. I don't go into any other email account regularly. I almost missed one of the articles sent in for March because it wasn't in the iCloud account.  
Thank you, Sue Miller





## Add To Your March Calendar

General Meeting	6:00 PM	March 4th Doors open at 5:30PM	GV Charter School
PTQG Board Mtg	3 PM	March 13th	via Zoom link on website
Newsletter Deadline	6 PM	March 16	<a href="mailto:sierrasue@icloud.com">sierrasue@icloud.com</a>
Community Service	9 AM - 1 PM	March 6th & 20th	161 Nevada City Hwy, NC
Quilt Show Mtg	1PM - 3PM	March 18th	Eskaton 49er Room
Home Workshop	9AM - 3PM	March 27th	175 Ridge Road, NC
Quilting 101	9:30 AM -2PM	March 27th	175 Ridge Road, NC



Look for quilting tips throughout the newsletter. These tips have been taken from experience as well as reading them over and over on blogs and other sources online.

**Quilting Tip #1** Read directions first and follow the old proverb, measure twice, cut once. Also within that advice, cut the larger pieces first. Sometimes if a mistake is made in cutting a larger piece, a smaller piece can be cut from it.

**Quilting Tip #2.** Use tools carefully. When rotary cutting, cut from about 1/2" up on the ruler to avoid chipping the corner of your ruler. From that point cut back to the tip and then forward.



**Please mark your calendars!**

**Save the Date, Saturday, Oct 4, Jamboree**  
**A day of Workshops, free to all our members**






### THE FIFTH DIMENSION

Go beyond traditional 3-D. In this technique workshop, you will learn 5 of the exotic and unusual methods that are the trademark of Rami's works including hexagon and biscuit chopkey, mirror-imaged continuously folded prairie points, harlequin tucks, North American hand smocking and lined prairie points. This workshop could be the answer to those who wish to learn about adding 3-dimensional textures and unique touches to art-to-wear and quilts.

## April Program Rami Kim

Rami Kim is a DNA scientist-turned fabric artist/quilter/instructor known nationally and internationally. She is a 19-time Best of Show winner, distinguished for her innovative art-to-



wear. Her passion is in contemporary art-to-wear, quilts, cloth dolls and bags with special interest in 3-dimensional textures and she is known for her own distinctive colors and techniques. Her first book, *Folded Fabric Elegance*, published by AQS, is about her 3-D texturing techniques and new projects. Her second book, *Quilted Elegance* (also published by AQS), focuses on reversible wearable arts, bags and two-sided quilts. The third and most recent book, *'Elegant Cotton, Wool, Silk Quilts'*

was published in autumn 2012. She graduated from Seoul National University majoring in Chemistry and University of California, San Francisco (UCSF) majoring in endocrinology and worked at the Cancer Research Institute at UCSF before her passion and talent in fabric art drastically changed this biochemist's career years ago.

Our April Lecture and Workshop is an exciting venture into exquisite techniques for making your projects "Over the top"! Join us April 1, for an engaging lecture (and optional pre-dinner at Tofanelli's) and Workshop April 2nd to make a tote bag extraordinaire!

### Quilting Tip #3.



Cut your backing and batting about three inches larger than your front. When quilting, stuff will shift, even if you're the most careful. When you're done quilting, you can trim the layers to the same size.



## March 2025 President's Message

Spring is a wonderful time of year, and it seems to be heading our way! Flowers are already blooming. As we head into March, preparing for the Quilt Show is upper most in our minds! I'm not sure about you, but I'm close to getting my entry done. It's ok if it is not 100% done right now, but if you are sure you'll complete it before the show, go ahead and enter it in our quilt show. Our show is a marvelous display of the many talented people in our Guild. The variety of quilts is astounding. It's a breathtaking and amazing event every year!



Hosting a well-known quilt show takes many hands to handle all the details to make things come together smoothly. For those who have already signed up as a volunteer or working on a committee – THANK YOU!! Taking the time and effort to step up is appreciated. If your time is limited, there are many positions that do not require a large chunk of time. Chat with Rachel Pena or Vaughn Rodriguez to see where you time and energy can be utilized. Having problems signing up for volunteer positions online? Chat with Karle de Prosse; she's here to help!

The Guild Board is looking at a new venue to hold our general meetings. Once we have confirmation of the location and a contract in hand, we will let you all know!

The retreat committee was getting started, but with a change in committee leadership and a wild flu season, things temporarily stalled. The committee will be meeting soon to get the ball rolling.

Our Guild is a force of artistic expression. Get involved in the many committees and events that we have. Our voice, your ideas, and our talent are what make us strong. If you are unsure where to start, chat with Annica Hagadorn and I. We want the Guild to be what you the membership want it to be.

*Jeanne Pincha-Tulley*

*President*

**A special quilt display is being planned for the Bay Area. See more details next month!**





# Quilt Show 2025

Sew Happy St. Patrick's Day!

What a joy it will be to see the beauty of your talents displayed in our show! All skill levels are invited to enter their quilts online and be sure to choose whether you would like your quilt judged.

<https://pinetreequiltguild.com/enter-your-quilts/>

Quilt Show plans are moving along nicely. Committee members are creatively working on many details to present another memorable show. Many thanks to all involved in the planning and to those who have already volunteered to help. You are all appreciated!

Our next meeting is March 18, Eskaton in main building, at 1:00pm. All members are welcome to attend. Please do so!

Quilt Show Co-Chairs are needed for next year. Truly, we will both work alongside the new volunteers every step of the way. Do ask us questions about our roles so you have information to make a decision. Show planning Co-Chairs has been a great experience for us and we would love to share our experience with the next Chairs.

We hope to have chairs in place before this year's show so we can have you shadow us while we are there. On-the-job, hands-on experience is a good way to see how the show all comes together.

Happy Sewing,


Rachel Pena and Vaughn Rodríguez



Volunteer through Sign-Up Genius. If you need help contact Karle deProse. Her contact information is in the roster.

SignUp Genius: [Signup Genius Instructions](#)

SignUp Genius to Volunteer:: [Volunteer](#)




## Quilt Judging

The Guild has again contracted with two excellent quilt judges to critique our quilts this year. Judging has an educational aspect as well as the excitement of competition. A trained and experienced judge (herself a quilter) will point out well done areas and give suggestions for improvement where needed – all with the aim of helping you to become a better quilter. We strongly recommend that you take advantage of this Guild benefit and enter your quilts to be judged. If you do not have a quilt in judging, you can still benefit from the experience. A volunteer Quilt Holder or Scribe has a front row position to hear and see the judging process, or you can be an observer in the audience. Enjoy the fun of Quilt Judging with us!



*Sally Monestier, Barbara Ceresa, Susie Hardy*



## Raffle Basket Donations

*Betsy Smith*



The Quilt Show is approaching and it is getting close to time to turn in donations to use to make up a basket or a completed basket.

If you have items to donate to make up a basket, please bring them to the March 2025 general meeting or make arrangements with me (Betsy Smith) or Mariah Bath.

If you are an individual or mini-group donating a complete basket, please have the completed basket ready by the April 2025 general meeting. You can also contact me (Betsy Smith) or Mariah Bath to make arrangements to deliver the basket to me.

There will be a basket at each meeting to collect donated items. There is a sign up sheet for groups who are donating a completed basket on the Guild's website under Quilt Show 2025 Committee requests. Please fill out this form even if you have already signed up with Betsy so all of the information is in one place.

As always, a great big thank to those who are donating. It helps the Raffle Baskets be successful.



If you have questions, please email me at Betsy Smith [mesmith2591@gmail.com](mailto:mesmith2591@gmail.com). or Mariah Bath [Mariah.bath@gmail.com](mailto:Mariah.bath@gmail.com)



### Spread the Word

### Quilt Show Publicity

As I am sure you are all aware, our quilt show is coming up very soon! April 26 and 27 will be here before we know it and now is the time to let everyone know about this always fantastic event!

If you are on Facebook or Instagram, please help us out by sharing all the latest information from our website and Facebook page. Word of mouth is one of the strongest methods to encourage attendance, so make it a habit to check these sites often. As we get closer to the show,

new information will be added.

In addition to local press releases and online calendars, flyers and bookmarks are sent all over Northern California. Banners are displayed around the area, as well as some paid advertising. You can help by inviting your friends and families to join us for this wonderful show!

Suzanne and I will have flyers and bookmarks available at our March meeting for you to take and share, as well.


Thank you so much for your efforts to make this show a huge success,

The Publicity Team

*Joan Mosley, Suzanne Haislet and Mari Weaver*

New member Mari Weaver

Thanks for jumping in and volunteering to help  
with Publicity!



### Quilting Tip #4

Be precise. To ensure points and seams match perfectly, you must cut correctly, sew accurately, and press precisely.  
All three steps are equally important.





## Smile! Show Us Your Happy Quilting Place!

Kathy Biggi



- Happy Quilting Place photos are due by the March General Meeting.
- Contact Amy Traugot for digital photo help or bring a printed photo to the meeting. Any size will work.
- Let's show our Quilt Show guests how much fun it is to be a member of our Guild.

## Silent Auction 2025

Michaela King and Laura Greenman

It's time to finish making, rounding up and bringing us your donations for Silent Auction! As always, items like quilts, pillows, baby/kid quilts with books, aprons, hot pads, vintage quilt tops, quilt kits, and new or gently used equipment (sewing machines/quilting accessories) in working condition are usually top sellers. Other items are welcome, of course, anything you think would make a great donation. Mini groups might consider making a quilt to donate. Your generosity is appreciated and all the proceeds help our Guild. You can drop off donations at the general meetings or community service or contact one of us for pick-up or delivery.



## PTQG Scholarship

Sherri Doerr

The PTQG academic scholarship application deadline is March 15th. This award is given annually, in the memory of Jeanne Gill, Carol Phillips, and Myrna Raglin, to a Nevada County graduating high school senior or first year college student who is pursuing study in textile arts, graphic design, or related fields. Information and application form can be found on the PTQG website.

Click on the link. [Scholarship](#)







## Home Workshop Theresa Finn



Hello, Fellow Quilters,

A quick review of the year. In January, with Shannon's excellent guidance, each attendee made a lovely rope bowl. February was dedicated to making potholders with Ruth. There are potholders, and then there are POTHOLDERS. These were made with joy.

In March, we will gather to make decorative quilted covered pads for the chairs at the quilt show at the end of April. There are so many chairs that need brightening, so we need an innumerable number of pads. Please join us us for a day of sewing for the guild.

Margaret and I have decided to reschedule her April class, restructuring sweatshirts, until May. Really, it was too close to the show and we all need to focus on that big activity.

Erica will be teaching paper piecing (the same class, but improved from Jamboree) in September and Frances will be on for October with half rectangle triangles (a mouthful).




Remember, these are classes which are open and free to all members of the Quilt Guild. It's also a time for people just to come and sew in community. So, come one, come all! Space is limited and signing up helps immensely.



### Quilting Tip #5

Press correctly. Pressing is achieved by moving the iron up and down on the fabric rather than ironing, which moves back and forth across the fabric. When moving back and forth, the fabric can stretch and the shape become distorted.





## Row By Row

The 2025 Row-by-Row is out the gate. Row 2 has been completed and all I can say is "WoW!" We have a significant number of new folks participating this year. The first two rows have shown that we are headed for 35 spectacular new quilts! Who knows? The 2026 Quilt Show could have the largest "group made quilt" category yet!! It's so exciting, creative and varied.



The March Row-by-Row meetings will be held March 13th in the Ben Franklin's craft classroom. The morning session is at 10:30 am and the evening session is at 5:30 pm. If you are unable to make the meeting, please contact Jeanne Pincha-Tulley 530-913-2823, Beth Stagner 925-383-7188 or Annica Hagadorn 530-559-9566 to let us know, so we can arrange to have your current quilt round left at the fabric counter at Ben Franklin.



*Jeanne Pincha-Tulley. Beth Stagner. Annica Hagadorn*

## Community Service

Nancy Holtz

Community Service continues to receive fabric/notion donations. A good deal of each meeting is used for sorting fabric. Nancy Tracey gave us a large amount of polyester batting. Several of us are cutting it into 17 inch squares for the Homework Shop in March making chair cushions. Sharon and Marna are making kits for children's quilts for members to take home and sew. As always, Ina keeps busy at the cutting table along with Robin and Jeanne. Henrietta has most of our Country Store items labeled and ready for the Quilt Show. Amy, Margie L, Joann, and Terri keep us organized

We continue to ask for volunteers to quilt lap and twin size quilts. Baby quilts can be completed on a domestic machine.

There are several members who enjoy binding, so just quilting would be great.

As a reminder, donated to CS is a roll of black wool batting that you can use for any project you have. It doesn't have to be for CS. Two weeks ago we received a large bolt of yellow minky. We'll be glad to cut either of these if you want to use them.

We meet the first and third Thursdays, 9-1, at the back of the Nevada County Historical Building next to Sierra Presbyterian Church at the wonky corner of Nevada City Hwy and Ridge Road. All are invited.





## Membership

Ruth Bertaccini

Membership renewals are primarily behind us, but if you still are a procrastinator, please mail them in, or drop them off at Ben Franklin or Community Service this month. At the next general meeting remember to pick up your roster plus you can get a friend's for them if they're not able to do it themselves. I like my load getting lighter each month. :)

A big welcome back to past members Tricia Shelton, Jeanne Allgood and Donna White! February's guests that decided to jump right in a join are Colette Clark and Michelle Wingfield.



## Welcome Michelle Vu!

Hi there! Thank you for emailing me. That's really sweet that you recognize all the new members.

So it's really hard to find a photo without kids these days so I sent a couple. But you wanted to take the photo in person? I won't be able to attend in March, but I will definitely be there for April. Maybe publish it in April's newsletter? Is there a show and tell in April I could bring

something. My good friend Kim Jakobson encouraged me to join and I'm glad I did!

I have been sewing for the last 8 years making various projects and clothes for my daughter and that lead me to quilting. I am a nurse and it's the best creative outlet for reducing stress. It's also the feeling of accomplishment by overcoming the challenges of quilting that makes me want to dive deeper into the craft.

Thanks, Michelle, for letting us know about you! Hope you enjoy the Guild activities! *Sue*



Sue Miller

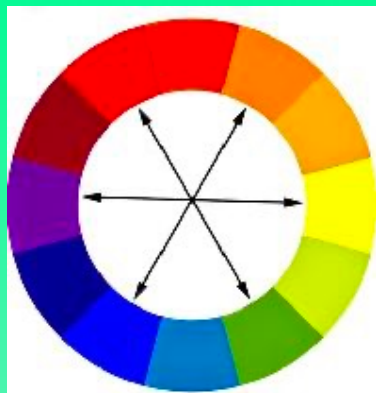
## New Members

If you are a new member and I haven't included your picture and bio in the newsletter, I need a picture and your bio! I may have one or the other, but not both. Please send Judy Hamilton and me your picture and/ or bio if you haven't already.

Thanks, Sue Miller, Newsletter Editor

[sierrasue@icloud.com](mailto:sierrasue@icloud.com)





## Guild Challenge "Opposites Attract" Margaret Vodicka and Kris Cook

If you haven't started your "Opposites Attract" quilt, you still have time. Here is your opportunity to be creative and challenge yourself. If you need some help or advice, just talk with Kris or Margaret. You have until April to complete your creation and it really is a lot of fun.

- Any technique(s) can be used.
- The two colors used in the quilt are opposite on the Color Wheel. The only other colors you may use are black, white or cream.
- The fabric may be patterned, solid, dark, light, or a combination of both colors.
- The quilt must be no larger than 40" per side, and completely finished with a sleeve and label.
- You will enter your quilt into our 2025 Quilt Show under the category "Guild Challenge".
- Please keep your quilt a secret.



Any questions, contact Kris Cook or Margaret Vodicka, Guild Challenge Co-Chairs

Thank you...



### WELCOME NEW MEMBERS:

Please send a few sentences with information you'd like to share in the newsletter about yourself. Please send a picture along with it! Information about new members will continue to be in future newsletters.



Sue Miller

Newsletter Editor

[sierrasue@icloud.com](mailto:sierrasue@icloud.com)





## Opportunity Quilt Marketing

Our Opportunity Quilt will be at the Sew Katie Jean "National Quilt Day" on Saturday, March 15, 2025. This is an all day event. I need some help selling tickets. Would two Guild members please join me? I will drive.

Contact Holly Miner  
[hollyminer@aol.com](mailto:hollyminer@aol.com) -  
 650-8881876

## Mini Group News

On Thursday, March 6th, the Dear Jane Mini-Group will meet at the home of Mariah Bath. They will meet on the first Thursday of the month from 2:00PM to 5:00PM.

She will also host the Sashiko enthusiasts on the third Thursday of each month from 2-5 pm at her home on Alta St (10385 on the uphill corner of Alta St and Alta Vista Dr) text or call me at +18083453112 if you have any questions. Mahalo, or Arigato....

If any Mini-Groups would like to share what you are doing with us, please let Sue Miller know by text or email.....530-263-0805 or sierrasue@icloud.com.

Do you know someone in the Guild who is under the weather and can use some cheering? Whether it is an illness, surgery, or a loved one, please let me, Anne Wilson, know so I can send an appropriate card. Thank you!

SHARE AND CARE



Anne Wilson,  
 Chairwoman (See roster  
 for Anne's phone and  
 email.)



Find us on 

Has anyone recently finished a quilt? Let's share on our FB Page

[www.facebook.com/  
 PineTreeQuiltGuild/](https://www.facebook.com/PineTreeQuiltGuild/)

## Quilting Tip #6

To avoid shadowing when working with high contrast fabrics, such as red and white, press the seam toward the darker fabric.



## Quilting Tip #7

Trim loose threads. Darker threads can cause shadows through lighter fabrics once the quilt is quilted.

## BUY THE YARD!





Madeira Rayon Embroidery Thread in Wooden Case, missing color #1309, the snips & spool of black bobbinfil. Most threads never used.  
\$275.00 Contact Robin Mello 530-274-8558



8 - 24" Fairfield polyfil pillow forms, \$10.00 each or all for \$60.00. Contact Robin Mello 530-274-8558

## HAVES 'N WANTS

We have been sorting through my mom's cedar chest and found a few gems. Some things I am not interested in keeping and would offer for free to anyone interested. A particular quilt I am interested in having repaired and cleaned if feasible. I have attached a few pictures.



Hand stitched finger towels, hand crocheted doilies and Irish linen. I would like to find a home for these. I know they can be used in creative ways.



Quilt from 1800's according to my mom's note. Her note states it is a log cabin style. It is in fairly good shape but the silk needs to be replaced and the quilt cleaned. I am interested in paying someone to do this so I can use the quilt.

My contact information is  
[elliottfamily06@aol.com](mailto:elliottfamily06@aol.com)

Sheri Elliott 925-785-5399  
Thank you for your consideration.



## Haves 'N Wants .....continued



Quilt rack 53" wide, 7 " high, top shelf 4 1/2" wide. Margaret Boothby for The Hand Quilters. 530-273-0186



Quilt rack for sale. 38" wide, 16" high, top shelf 3". Asking \$ 25. Margaret Boothby for The Hand Quilters. 530-273-0186

## Sewing Machine and Table

**Baby Lock Espire** Asking **\$1150**  
**Horn Quilters Dream Sewing Center -**  
 Fits Sewing Machine Asking **\$1200**

**Horn Cutting Table**  
 40 x70 with leaf extensions  
 17x40 when not Asking **\$750**

These are from Jay Pohl's sewing room and are well maintained.

**Other items are available.**

Call Dean Pohl for more information.  
 530-432-8416

Desserts, Drinks,  
 Prizes, Fun!!



### Elk Grove Quilt Guild

March 15, 2025  
 Save the Date!!

Doors open at 1 pm, game starts at 2 pm.

At the Elks Lodge, 9240 Survey Road, Elk Grove  
 Get your ticket early, only 88 tickets will be sold.

Door Prizes , Bunco Prizes  
 Raffle Baskets of Goodies

\$25 to play and win!

Call Sue 916-261-0920  
 or Marcia 916-798-3698  
 for tickets



Tickets can be  
 purchased  
 by cash or check.



## Quilting Tip #8

Prevent applique from shifting by using a small spot of washable fabric glue to hold the pre-fused applique before pressing them to the background.





- 3 Cindy & Steve Maurice
- 4 Betsy & Jeff Smith
- 4 Beth & Dave Stagner
- 12 Susie & John Hardy
- 15 Jeanne & Ed Pincha-Tulley
- 17 Margie & Robert Lucas
- 18 Robi & Doug Holmen
- 18 Sue & Tim Colbert
- 29 Sue Weller & Steve Millard
- 30 Kris & Ken Cook



- 1 Helena Heinzleman
- 4 Mary Serpa
- 7 Lynda Lasich
- 14 Paula Routh
- 17 Sharon Sciabica
- 20 Stephanie Petrick
- 24 Millie Folda
- 25 Susanne Haislet
- 26 Rebecca Smith-Lehmann
- 30 Margaret Boothby
- 30 Andrea Falls



Thank You, from A Stitch in Time Sewing Machine Repair

I wish to thank all who've been our customers over the past 7 years. It's been a pleasure serving your needs for that time but a thorough lack of time and resources prevent us from renewing as one of your affiliates this year).

I wish you all good health and Happy Sewing!

Best Wishes,

Marlene Soría

A Stitch in Time Sewing Machine Repair





## 2025 Affiliates

Ben Franklin      Josh McGovern  
598 Sutton Way GV    530-273-1348  
[fabric@benfranklin-crafts.com](mailto:fabric@benfranklin-crafts.com)  
[www.benfranklin-crafts.com](http://www.benfranklin-crafts.com)

Fat Lady Singing      Sally Monestier  
14392 Lake Wildwood Dr. PV  
530-432-1646  
[eagle1238@comcast.net](mailto:eagle1238@comcast.net)

Mariah's Sew Aloha  
10385 Alta St GV    808-345-3112  
[mariah.bath@gmail.com](mailto:mariah.bath@gmail.com)

Precision Quiltworks      Karla Rogers  
18251 Starduster Dr. NC    530-470-3645  
[precisionqw@hotmail.com](mailto:precisionqw@hotmail.com)

Star Designs Longarm Quilting  
Star Parker      530-277-4327  
10290 Shekinah Hill Rd. NC  
Call for an appt.

Susie Hardy Designs      Susie Hardy  
219 Drummond St NC    530-478-0223  
[susiehardy@comcast.net](mailto:susiehardy@comcast.net)

The Hand Quilters      Carolyn Croker  
20660 Wildwood West Dr. PV    530-432-0505  
[TheHandQuilters@gmail.com](mailto:TheHandQuilters@gmail.com)

Villa Rosa Designs      Pay Fryer  
12438 - A Loma Rica Dr GV  
530-509-5133  
[fabric@villarosadesigns.com](mailto:fabric@villarosadesigns.com)  
[www.villarosadesigns.com](http://www.villarosadesigns.com)

Thanks to our 2025 Affiliates. Please patronize these  
businesses that support our Guild.

### Quilting Tip #9

Don't underquilt your quilt. Think about where quilting adds strength, and try to balance strength throughout your quilt. This will prevent the quilt from bagging over time .



### Quilting Tip #10



This may be the most important tip of all. Always be ready to ask for help! Quilters are a generous group, both with their time and their advice. But remember, it's up to you to decide whether the advice works for you. There are many paths to the same destination!



# MARIAH'S SEW ALOHA

I love to sew and have been teaching sewing and quilting since 2006. I have designed several patterns and make kits available to my students as necessary. My favorite thing about teaching and sewing is the camaraderie and pleasure of "Talk Story". My students love to learn my tips & tricks to make sewing and quilting as frustration free as possible...hence *"Sew Aloha"*.

**Mariah Bath**  
10385 Alta Street • Grass Valley

**808-345-3112**  
[mariah.bath@gmail.com](mailto:mariah.bath@gmail.com)



## SUSIE HARDY DESIGNS

Susie Hardy • 219 Drummond Street • Nevada City CA 95959  
530-478-0223 • [susiehardy@comcast.net](mailto:susiehardy@comcast.net) • [www.susiehardydesigns.com](http://www.susiehardydesigns.com)

**What I Do:** I do long arm quilting and machine embroidery for my clients.

**Quilting:** My clients bring me their finished quilt top, backing and batting. I quilt the top, batting and backing together in a design that my client and I have agreed on. I provide batting if my client desires me to do so. I also offer binding services at the client's request.

**Embroidery:** My embroidery is done on my Bernina 780. My clients bring me the article they want embroidered and we agree on a design. There are many fonts and designs from which to choose.







## **Pine Tree Quilt Guild**

Post Office Box 3133  
Grass Valley, CA 95945

RETURN SERVICE REQUESTED

## **PTQG Information**

The Pine Tree Quilt Guild of Nevada County

Send address changes and corrections to:

PTQG Computer Records  
P.O. Box 3133 • Grass Valley, CA 95945  
or email Sophia Day [smeyer@nccn.net](mailto:smeyer@nccn.net)

Mail membership forms and dues to:

PTQG Membership  
P.O.Box 3133 • Grass Valley, CA 95945

Submit newsletter articles to:

Sue Miller, PTQG Newsletter Editor  
[sierrasue@icloud.com](mailto:sierrasue@icloud.com) or mail to  
11255 Banner Mine Way  
Nevada City, CA 95959

Newsletter Deadline:

5:00 p.m.\_the Sunday following the  
Thursday PTQG Board Meeting

See our web page for membership forms and information: [www.pinetreequiltguild.com](http://www.pinetreequiltguild.com)