



THE PINE NEEDLE PRESS

PO BOX 3133 • GRASS VALLEY, CA 95945 www.pinetreequiltguild.com

Volume 40 Issue 2

February 2024



February 2024 Meeting "Fun and Games With Mel Beach"

Tuesday, February 6th, 2024
6:30PM Doors open at 6

Grass Valley Charter School

Be prepared for some Fun and Games when you come to our February 6th General Meeting. Mel Beach, our February Speaker, is a San Jose based quilt artist, teacher and lecturer, who breaks away from tradition by adding her own modern, beautifully textured, and colorful twists. Her quilts have been juried into national quilt shows and traveling exhibits, published in books/magazines, earned awards/ribbons, and selected as

Finalists. She will share nine favorite ways to incorporate fun and games into one's quilting including: rolling the dice to explore new design possibilities, playing card inspirations, and, according to Mel "Everything is awesome when Lego bricks are involved". She hopes to inspire us to develop a game plan for adding some creative play into our day.

Mel's Speaker Workshop held on the following day, February 7th, is "Warning: Modern, Improv Curves Ahead!" Buckle up for a new take on modern, improv curves! We'll experiment and play with topstitch appliquéd curves that are Finished, Freeing, Forgiving, and FUN! Once you see how quick and easy it is to create these improvisational curves, we'll add a modern, curvy twist to traditional quilt designs including borders, Pinwheels, Chinese Coins, Log Cabins, and Drunkard's Path blocks.

A few slots are still open for this Speaker Workshop. To sign up, go to our PTQG website, click on Upcoming Events and look for Mel's Workshop. If you have any questions, please contact our Speaker Workshop Chair, Sue Marshall.





February 2024 President's Message

Table of Contents


- Anniversaries and Birthdays13
- Affiliates14
- April Program.....11
- Community Service.....6
- Financial Report.....6
- Guild Challenge9
- March Meeting, Tell and Sell.....3
- Membership News.....9, 10
- Year's Calendar.....4
- OQ Marketing..... 4
- Patchwork Star.....12
- President's Message.....2
- Publicity.....8
- Quilt Show News.....7, 8
- Row By Row.....11
- Ryan's Case for Smiles.....5
- Speaker Workshop.....1, 11

Seen on Pinterest....

I fully intend to make quilts with all the fabric and patterns I've bought. I'm on schedule to be finished by my 835th birthday!

We had a superb meeting with our Charter Members at the Guild's first meeting for 2024. I extend our grateful thanks to Heidi Emmett, Janet Palmer, Ina Gibson, Marilyn Engelking, Joy Waggener and Joan Hartung for sharing their stories about the Guild's early days.

It started with Betty Maddox's simple question "Would you like to learn to quilt with others?" The Guild first meeting had 48 folks and simply kept growing. Did you know the first hosted Guild speaker was Alex Anderson? Or a float featuring a Velda Newman quilt won the mayor's trophy in Nevada City's July 4th parade? Or that our Education Outreach Program, under Margaret Boothby's leadership, started as trunk shows to retirement homes and local schools? Our history is full of remarkable people achieving amazing things!



I have every confidence we will continue the tradition of creative ideas with community support (internally and externally) and the incredible people in our Guild.

We also launched a Pillowcase Drive in support of "Ryan's Case for Smiles." This national, nonprofit organization works with volunteers to provide each child (18 years and younger) in pediatric cancer centers with a pillowcase for use during their hospital stay. These pillowcases bring a smile to each child. Our Guild goal is to send 1500 pillowcases to the Sacramento Chapter by September 14, 2024, during national cancer awareness month. The pillowcases will go to UC Davis, Sutter Health and Mercy San Juan, Carmichael hospitals. See page five for more information.

In this newsletter, there is a list of General Meeting monthly programs for the year. There are a lot of helping hands and many talents in our Guild. I would like to share the knowledge base and mentoring opportunities available through different monthly programs.

I look forward to expanding our internal membership and resource building opportunities, carrying on Betty Maddox's question of "Would you like to learn how to quilt with others?"

Jeanne Pincha-Tulley
President



Add to Your February Calendar

General Meeting	6:30 pm	Tuesday, February 6th	Grass Valley Charter School
PTQG Board Meeting	3:00 pm	Thursday, February 15th	via Zoom- link on PTQG website
Community Service	9:00 to 1:00	February 1st and 15th	161 Nevada City Hwy, Nevada City
Home Workshop	9:00 to 2:30	Thursday, February 22nd	Sierra Presbyterian • Ridge Rd • NC
Quilting 101	9:30 to 2:00	Thursday, February 22nd	Sierra Presbyterian • Ridge Rd • NC

March 2024 Meeting

Tell and Sell


We are planning a “Tell and Sell” program to the March meeting. What is that? It is a sample showcase of the skills, resources, and mentoring opportunities from our Guild Members. Many people joined the Guild to learn new skills and techniques. They are looking for mentoring opportunities. Not everyone is available to take a formal class or use online resources to learn techniques. This one-hour program would provide informal contacts for everyone to serve as a resource, be a mentor, or find a teacher you have been looking for.

During this program, tables will be set up in vignettes to display the various skills/techniques and resources of our members. IT IS NOT meant to be a full-blown class but ideas on where and with whom to learn techniques or as a resource for future projects. Examples of vignettes could include:

- Linda Lasich, our resident Quilt Judge, will be available to talk one-on -one with folks.
- Personally, I love to wool appliqué and dye my own wool. I could bring my project samples and wool sampler packages. I would love to chat with anyone interested in learning wool appliqué or wool dying.
- Some Guild members have products for sale on eBay, Etsy and other venues. They would be able to talk with folks regarding how to build skills, mentoring opportunities and provide products available for purchase.



We are looking for folks who wish to participate in the “Tell and Sell” portion of the March meeting. It is phenomenal what skills and resources we have in the Guild – don’t be afraid to participate! We really hope our affiliates can participate too!!



If you are interested in showcasing your skills and products and provide mentoring opportunities, please contact Kathy Biggi or Jeanne Pincha-Tulley.

Jeanne and Kathy



Opportunity Quilt Marketing News

From Holly Miner, Opportunity Quilt Chair & Visiting Opportunity Quilt Scheduler

Five more locations remain to show and sell tickets for "Sierra Blue", the 2024 Opportunity Quilt before our Quilt Show.

- Thursday, January 18, 9:00 am at Oroville Piecemakers Guild
- Monday February 5, 9:00 am at Pioneer Quilters Guild
- Tuesday, February 13, 6:30 pm at Antelope Quilters Guild
- Thursday-Friday-Saturday, March 21-23 at Cal Expo Sacramento Sewing Quilt Fest
- Wednesday, March 27, 6:00 pm at Loomis Quilt Guild

Interested in showing "Sierra Blue" at one of these Guilds? Ask a friend to accompany you or join me.

To assure success at the March 21-23 event, I really need volunteers. I will be there each day but need others to assist me. This is an indoor, sit-down event with optional shopping! This is a first-time event for our Guild, and I am optimistic it will be a financial success. Please sign up here: <https://www.signupgenius.com/go/5080F4FACAA2BA0FF2-47260389-sewingquilt>

Contact me at hollyminer@aol.com



"Sierra Blue" Opportunity Quilt will be displayed at the Quilt, Craft & Sewing Festival at Cal Expo March 21-23, 2024, for the first time.

This is an indoor sit-down event. *Volunteers needed to sell tickets for all three days.*

Let's make this a success!

2024 PTQG GENERAL MEETING MONTHLY SCHEDULE

JANUARY 9 – Charter Members: Stories of the Guild's Early Days"

FEBRUARY 6 – Speaker: Mel Beach Quilting Fun and Games
7 – Workshop: "Warning: Modern, Improv Curves Ahead"

MARCH 5 – Speaker: Linda Lasich: "Preparing a Quilt for Judging" Guild Quilt Challenge. Tell & Sell.

APRIL 2 – Speaker: Thom Atkins. Beaded Quilts of Thom Atkins
3 – Workshop: Beading 101

MAY 7 – TBA

JUNE 4 -- 40th Anniversary Celebration & Mixer

JULY -- Picnic

AUGUST -- NO MEETING

SEPTEMBER 3 – Speaker: Colleen Granger. "Quilting is Cheaper than Therapy."
4 – Workshop: "Circle Quilt"

OCTOBER 1- Janet Palmer and Jeannie Ferguson "7 Generations of Quilting" "

NOVEMBER 5 -- Speaker: Heidi Emmett "Quilting Art to Wear"
6 – Workshop: Cozy: Creating an Individual Pattern

DECEMBER 3 -- Holiday Gathering

Do you know someone in the Guild who is under the weather and can use some cheering? Whether it is an illness, surgery, or loss of a loved one, please let me know so I can send an appropriate card.



Thank you!

Anne Wilson, Chairperson

(see Roster for Anne's phone & email)



Pine Tree Quilt Guild Pillowcase Drive Supporting the Sacramento Chapter of Ryan's Case for Smiles

September is National Childhood Cancer Awareness month, a disease which affects over 40,000 children in our country each year. *Ryan's Case for Smiles*, a national non-profit organization, wants to deliver one pillowcase to each child in cancer treatment. Ryan's Case for Smiles works with thousands of volunteers to create, package, and deliver pillowcases to children in over 363 hospitals, Ronald McDonald Houses and hospice facilities.

PTQG is teaming up with the *Ryan's Case for Smiles* Chapter in Sacramento. Our goal is to create and send 1500 pillowcases to the Sacramento Chapter Coordinator by September 14, 2024. Our completed pillowcases will be packaged and prepared for delivery to the following hospitals:

- Sutter Health Children's Center.
- UC- Davis, Sacramento.
- Mercy San Juan Hospital

Ryan's Case for Smiles accepts sewn pillowcases only. The "Game Rules" for making each pillowcase are listed below:

These pillowcases are for children 18 years old and younger.

- Fabric needs to be 100% cotton or flannel. Use fun, colorful novelty prints!
- Avoid fabrics with glitter.
- Be cautious with red fabrics; they tend to bleed.
- Pillowcases need to be washed and pressed.

Wash fabric before sewing pillowcase or once the pillowcase is made.

- Avoid use of scented detergent or dryer sheets.
- Please press pillowcases once cleaned (without spray starch, etc.).
- Adding a trim piece to the pillowcase is optional.



Length of Time for the Pillowcase Drive: January through September 14, 2024

Guild Coordinator: Jeanne Pincha-Tulley

I will have pillowcase kits assembled and "burrito style" pillowcase patterns for Guild members to assemble. (The fabrics will need to be washed.) Check at each General Meeting and the February Home Workshop for these kits and pattern.


Local Drop Off Locations for Completed Pillowcases:

Guild General Meetings; Community Service; Ben Franklin and Villa Rosa



Find us on 

Has anyone recently finished a quilt? Let's share on our FB Page
www.facebook.com/PineTreeQuiltGuild/





Community Service

I'd like to thank the volunteers who help us twice a month sorting fabric, putting together sandwiches, and quilting and binding our quilts as we prepare them to go out to the community.

Community Service volunteers have been busy sorting through several donations received at our last meeting. Much of the fabric will be used in making pillow case kits. Several of our volunteers have volunteered to wash and iron the pillow cases.

Community Service is collecting empty spools of thread for one of our volunteers.

We hope to surpass our donated quilt total of last year's 222. To accomplish this, we need quilts quilted. Any help you can give us is appreciated.

Everyone is welcome to join us. We meet the first and third Thursdays of each month from 9-1 at the back of the Nevada County Historical Society building next to Sierra Presbyterian Church at the wonky corner of Ridge Rd and Nevada City Hwy.

Nancy Holtz, Community Service Leader



Executive Board for 2024

President:

Jeanne Pincha-Tulley

Vice President:

Annika Hagadorn

Co-Secretaries:

Cindy Loper and
Beth Stagner

Treasurer:

Kathy Mollet

The entire list of the 2024 Board and Chairs, including contact information, is on the website in the Members Only section.

In Loving Memory

Our sympathies go out to the family of long-time member Jay Pohl who passed away in December.

PTQG Financial Report as of December 31, 2023

Deposits	2356.00
Expenses	(989.00)




QUILT SHOW 2024 NEWS

Celebrating 40 Years of Service, Memories and Quilting

Fellow Quilters,

We encourage you to make a list of quilting skills you'd like to master this year. Challenge yourself to learn something new! Consider joining the upcoming classes or a mini-group to grow your skills. Our Guild has so many talents and skills to share with each other. You will be amazed where your imagination leads you.

Keep working on your quilt entries...the energy amongst the show planning committees is inspiring! To celebrate our 40th anniversary during the show, displays of Pine Tree Quilt Guild's history and accomplishments will be woven throughout the buildings for all attendees to enjoy. Please invite your family, friends, and neighbors for our once-in-a-lifetime anniversary event. All are welcome!



All Guild members may attend the Tuesday planning meetings held at Eskaton in the downstairs meeting room. We meet at 1:00pm February 20, March 19, and April 16. Happy Sewing!



Rachel and Vaughn . Co-Chairs



Quilt Show 2024..... FINAL REQUESTS FOR SILENT AUCTION!




Thank you members for the ongoing donations you've given us for this year's Silent Auction at our Quilt Show. In asking last year's bidders if they wished we had an item that they didn't find, we'd like to share a very short list of items that would add to the show's profitability this year. Remember that your donations bring 100% profits to your guild that in turn is able to provide you with more of the activities and classes you directly benefit from! Donations can be turned in to Community Service or brought to a general meeting by our April meeting. Thank you.

aprons ~ cute pot holders ~ embroidered kitchen towels ~ baby crib quilts

Ruth Bertaccini and Judy Hamilton

Silent Auction Chairs





Quilt Show 2024.....
Spread the Word

As I am sure you are all aware, our Quilt Show is coming up very soon! April 27 and 28 will be here before we know it, and now is the time to let everyone know about this always fantastic event!

If you are on Facebook or Instagram, please help us out by sharing all the latest information from our website and Facebook page. Word-of-mouth is one of the strongest methods to encourage attendance, so make it a habit to check these sites often. As we get closer to the show, new information will be added.

In addition to local press releases and online calendars, flyers and bookmarks are sent all over Northern California. Banners are displayed around the area, and there is even some paid advertising. You can help by inviting your friends and families to join us for this wonderful show!

Suzanne and I will have flyers and bookmarks available at our March meeting for you to take and share as well.

Thank you so much for your efforts to make this show a huge success,

Joan, Suzanne, and Julie



“40 years of Service, Quilting and Memories”, the theme for the 2024 Quilt Show, will celebrate the accomplishments of the Guild and

Volunteers are needed to design our 40th Anniversary Ruby Posters which will be displayed throughout the Quilt Show.

The 22x28-inch posters will acknowledge the accomplishments of the Guild as well as individual members over the past 40 years.

This is a one-time opportunity to share your memories or “show off” your accomplishments.

Topics include, but are not limited to.....

*Community Service

*Scholarships

*Opportunity Quilt

*Affiliates

*Personal Awards

*Education Outreach*Publications and Products

*Past Events/ History



Thank you to Holly Miner for designing the Ruby Logo. Poster Boards, logos and some photographs, newspaper articles and old newsletter are available for researching. Contact me.

Vintage Members, we are anxious to hear your stories. New Members, we are anxious for you to learn more about *your* Guild. So grab a friend, research and design a Ruby Poster.

Kathy Biggi, Publicity Chair




Just Around the Corner - March Quilt Challenge: "40"



You still have time to create your March Challenge Quilt, and isn't that a wonderful way to celebrate our 40 years as a Guild. 40 years of community, creativity, camaraderie, learning, and so much more. There are many possibilities when it comes to the "40" Challenge theme: 40 blocks, a symbol representing the number 40, memories of the past 40 years, a 40th anniversary cake, what happened 40 years ago, etc.

- You may use any technique(s).
- The quilt must be no larger than 40" per side, and completely finished with a sleeve and label.
- Enter your Challenge Quilt using the SignUpGenius link on our PTQG website or email either Margaret or Kris.
- The Challenge Quilts will be shown at our March 2024 general meeting.
- Please keep your quilt a secret.
- We also want to display the quilts in a special exhibit at our spring Quilt Show.



Go to our website to enter your quilt or contact Kris Cook or Margaret Vodicka, Guild Challenge Co-Chairs. The link to sign up on our website is <https://pinetreequiltguild.com/guild-challenge/>

MEMBERSHIP NEWS

Despite heavy mountain fog at our January 9th meeting, we welcomed 5 guests, and our attendance was just above 75 members! How wonderful to hear all the stories and see many of our Charter and Lifetime members' quilts going back to the beginnings of our guild in 1984. Our quilt show will feature story boards that will highlight many aspects of the Guild from those early days. Come see!



In January we gained 6 new and returning members. Carolyn Croker is now the contact for our affiliate The Hand Quilters and is new along with Sandy Sturtevant and Julie Ruark. Returning are Velda Newman, Colleen Gilletti and Evette Andersen. We will be introducing our newest members at guild meetings, and their personal profiles will be featured in Welcome To The Guild in our upcoming newsletters. We're glad you joined us!

Warmly,

Ruth Bertaccini
Membership Chair

Folsom
Quilt and Fiber
Guild
presents

Wine and Roses

We are invited to
their 38th annual
quilt show.

February 2 - 4,
2024

52 Natoma St.



WELCOME TO THE GUILD

Jill Myers-Chesla is a new member to our community and our Guild.

Dividing her time between a home in rural northern Mendocino County and a second home in the Lake Tahoe area, Jill has had Grass Valley on her radar for, "better winter weather."

She loves hiking, gardening, reading and playing with her German Shepard dogs. After a three year hiatus with her quilting, Jill is looking forward to gaining more skills and making new friends in the Guild.



Deirdre Campbell
2025 Featured Quilter



January speakers who shared their memories of the Guild.
L-R Heidi Emmett, Janet Palmer, Ina Gibson, Marilyn Engelking, Joy Waggener, Joan Hartung

Mini-Groups

Welcome to all our new members! If you consider yourself a new member, please think about participating in a mini-group. I will be contacting you about creating or joining a group. First contact is usually by email, then I try to work my way through phone calls. So please be patient. If you want to contact me, feel free to email me, text or phone. sierrasue@icloud.com or 530-263-0805.



For mini-groups that are already formed, would you please let me know: name of group; leader of group; and members of the group? I would also like to know if your group is open to new members.

Thanks, *Sue Miller*

Mini-Group Chair



April With Thom Atkins

Bead Embroidery For Quilters

Thom Atkins will share his fascination with beads and quilting on Tuesday, April 2. Thom will share some of his award winning quilts and provide a look at how he approaches each new quilt from start to finish. For more inspiration and information go to thomatkins.com.

The “**Bead Embroidery for Quilters**” workshop takes place on April 3 at St. Canice Center in Nevada City. We will take a look at beads — their shapes, varieties of finishes, and use on quilts to create texture and color changes. Whether you're a beginner or experienced, using your class kit, you will learn the basic stitches and techniques for applying beads, what they do to the surface of the quilt, and how the application of beads quilts the surface. You will learn how to add dimension, texture, drama and sparkle to your piece. Take what you've learned in this workshop to make your own quilts, embellish your art pieces or add unique beauty to garments! This is a process class. The student should have some prior knowledge of hand sewing and hand quilting.



Slots are open for the workshop. To sign up go to our PTQG website, click on Upcoming Events, and look for Thom’s workshop. If you have any questions, please contact Sue Marshall, Speaker Workshop chair.

Row-By-Row Exchange 2024



“Inch by inch, row by row,
we will make our quilts grow!”


Our 2024 Row-By-Row Exchange is off to a terrific start! With a full group of 24 , the room was bursting with energy, laughter, and fun as old friends were reconnected and new ones were welcomed. We each shared our initial row with an explanation about the design, fabric colors, and theme we chose. A wonderfully diverse variety of patterns, designs, and color choices was shared. One adventurous participant even included a book of intricate Japanese blocks with the desire that each month someone selects just one of the blocks to create. When the project is completed, it will be a beautiful vertical wall-hanging of those (6) gorgeous bocks.

We are all levels of expertise within the group, and we wish to encourage everyone to enjoy the process and know that it is okay to keep your row simple! The end results were so amazing last year! We have every confidence that they will be again this year!

Next meeting is February 9th at 5:30 in Ben Franklin’s classroom.

As always, if you have any questions or concerns, please contact either Karla Rogers @ (530) 470-3645 or Jeanne Pincha-Tulley @ (530) 913-2823

We are really looking forward to having a great time and lots of fun together in 2024!





Patchwork Star

Julie Smith

"That's Right, Ethel! Measure twice, cut once, then fudge it to fit."

A humorous quip found in Julie's oh-so-perfect sewing room—a large and welcoming studio up a long flight of stairs. All hers! A 14-foot Handi-Quilter is her prized possession. She is becoming very adept at programming its zillion choices for design, space, size, length, height, etc. At first she says: "I learned how to scribble." But she's now advanced to greater heights, admitting: "I'm not really a computer nerd." Community Service quilting has proven to be her best learning curve. Now, after three years practice, Julie's business card promotes "LOFTY QUILTING" as a viable endeavor. She's open for business.



Julie was taught to sew by mom and encouraged by an aunt and grandfather, and made all her clothes for going to school. Even bathing suits and a wedding dress! She's been sewing since 8 years old. Just give her a task and she's tenacious. Julie just completed 5 bed-sized quilts, twin 72x90, for her family's Christmas presents!

Having been a nurse for 30 years, Julie loves her job. She is at the Endoscopy Center now for just 40 hours per month. She's semi-retired and enjoys a home near Scotts Flat Lake with her retired fire-fighter husband, Ronald. Her sewing room, in a loft above the kitchen, looks out onto a most beautiful pine tree setting.

Another plaque, "IRONY—the opposite of wrinkly" brings humor to the space. An orderly stash arranged by fabric size makes selection easier. A box of panels is separated from stacks of $\frac{1}{4}$ yds, $\frac{1}{2}$ yds, 1 yd, 2 yd and fats. Julie has taught a tote bag class with a pre-cut star design, charm pack and batting. She quipped: "I love photographs in quilts. I think they are so special." There was her daughter's wedding as a perfect remembrance in fabric. In all of Julie's quilts, her binding and mitered corners were perfectly executed, confidently awaiting a persnickety judge's trained eye.



Jeanie Ferguson Patchwork Star Reporter



- 4 Karle deProsse
- 6 Jeanne Allgood
- 7 Julie Berry
- 11 Claire Casey
- 12 Jeanie Ferguson
- 13 Ardy Tobin
- 14 Stephanie Bennett-Strauss
- 17 Sandy Sturtevant
- 21 Elvira Krantz
- 23 Julia Marvel
- 24 Jan Warholic
- 27 Louise Mills

Happy Anniversary!



- 6 Sophia and Patrick Day
- 14 Linda and Dennis Keel
- 21 Susan and John Mincks
- 24 Diana and Ballard Bare



Folsom
Quilt and Fiber
Guild
presents

Wine and Roses

We are invited to their 38th annual quilt show.

February 2 - 4, 2024

52 Natoma St.




2024 QUILT SHOWS <https://ncqc.net/calendar>

Feb 2-4	Folsom Quilt & Fiber Guild	https://www.folsomquilt.org/quilt-show-2024.html
Mar 9-10	Valley Quilt Guild	https://pioneerquiltersguild.org/quilt-show
Mar 21-23	Quilt, Craft, Sewing Festival	https://quiltcraftsew.com/sacramento.html
Apr 6 & 7	Guild of Quilters of Contra Costa County	https://gqccc.org/Upcoming-Quilt-Show
Apr 27 & 28	Pine Tree Quilt Guild	https://pinetreequiltguild.com/
May 17 & 18	Roseville Quilters Guild	https://rosevillequilters.org/
May 18 & 19	Flying Needles Quilters Guild	https://www.flyingneedlesyolo.org/



Affiliate Profiles

**A Stitch
in Time
Sewing
Machine
Repair**



Sewing Machine & Serger Services and Repair

10% discount to ALL guild members

Senior, disabled veterans discounts

**Please call to schedule a drop-off
& pick-up of your machine**

Marlene Soria
10261 Quincy Ln. • Penn Valley, CA 95946
408-691-0714

astitchintimeca.wordpress.com/about/

Thank You 2024 Affiliates for your Support of the Pine Tree Quilt Guild

A Stitch in Time Sewing Machine Repair	10261 Quincy Ln. • PV	408-691-0714	astitchintime.ca@hotmail.com
Designs by Heidi	PO Box 208 • Cedar Ridge	530-273-8067	hmemmett@gmail.com
Fat Lady Singing	14392 Lake Wildwood Dr • PV	530-432-1646	eagle1238@comcast.net
Lofty Quilting	Nevada City	530-615-1502	loftyquiltingbyjulie@gmail.com
Mariah's Sew Aloha	10385 Alta St • GV	808-345-3112	mariah.bath@gmail.com
Precision Quiltworks	18251 Starduster Dr • NC	530-432-9595	precisionqw@hotmail.com
Quilt a Memory	12385 Sintek Ln • NC	530-632-3730	valeri.quilter@att.net
Susie Hardy Designs	219 Drummond St • NC	530-478-0223	susiehardy@comcast.net



Pine Tree Quilt Guild

Post Office Box 3133
Grass Valley, CA 95945

RETURN SERVICE REQUESTED

PTQG Information

The Pine Tree Quilt Guild of Nevada County

Send address changes and corrections to:

PTQG Computer Records
P.O. Box 3133 • Grass Valley, CA 95945
or email Sophia Day smeyer@nccn.net

Submit newsletter articles to:

Sue Miller, PTQG Newsletter Editor
sierrasue@icloud.com
P.O.Box 3133 • Grass Valley, CA 95945

Mail membership forms and dues to:

PTQG Membership
P.O.Box 3133 • Grass Valley, CA 95945

See our web page for membership forms and information: www.pinetreequiltguild.com