



THE PINE NEEDLE PRESS

PO BOX 3133 • GRASS VALLEY, CA 95945 www.pinetreequiltguild.com


Volume 41 Issue 2

February 2023

Table of Contents

Anniversaries/Birthdays	11
Affiliates	13
Community Service	8
Financial Report	11
Hall of Honor	6
Haves & Wants	12
Home Workshop	8
March Mixer	4
Membership News	5
Paint Chip Challenge	3
Patchwork Star	9-10
President's Message	2
Quilt Show News	7
Speakers	4
Row-by-Row 2023	6
2023 Scholarship.	3
Share & Care	11
Silent Auction News	4
Speakers	4
Treasurer Report	11

Sandra Mollon at our February Meeting



Sandra Mollon will inspire us all at our February 7, General Meeting. Sandra will present “Adapting an Image into an Art Quilt”. Even if you do not see yourself creating an Art Quilt, you will be amazed by Sandra’s award winning quilts. It is your chance to see an internationally recognized artist. She will present her Fused Art Quilt Workshop the following day at the Seventh Day Adventist Church, Osborne Road,

Grass Valley. Her class is full at this time, but you can add your name to the waiting list.

More information on our website under Upcoming Events.

<https://pinetreequiltguild.com/upcoming-events/>

You may also email Sue Marshall, Speaker Workshop Chair.

Pre-Meeting Dinner at Diego’s Restaurant

You can meet our guest speaker, Sandra Mollon, at an early dinner before the February 7 General Meeting. We will meet at Diego’s at 4:30pm, (217 Colfax Ave, Grass Valley). Diego’s prefers we pay for our meals with cash.

To make a reservation, please go to SignUpGenius:

<https://www.signupgenius.com/go/60b0a44a9ac29a2fd0-diegos1#/>

or email margaret_vodicka@hotmail.com by Sunday, February 5.



February 2023 President's Message



Well, I prayed for rain and my prayers were answered. A good friend told me once to be careful what you pray for. I'm so happy with all the great ladies that attended our meeting to get this year started, despite the weather. Your talents are amazing to me. Way to much inspiration. By sharing your beautiful works, you keep adding to the list of things I want to try. I hope you are working hard so that you can enter them in our Quilt Show. We want to have wonderful show and I think it will be with all the new members and enthusiasm that I'm seeing. I hope everyone gets involved and has a good time.

This month we enjoy Valentine's Day so don't forget to take time from quilting to feed your sweetheart. I'm so blessed with a husband of 57 years (he's fantastic), nine children, son and daughter in-laws, grand kids and great-grand kids They keep me very busy and always have requests for quilted items.

I hope you are all getting your Paint Chip challenge quilts ready. We should have a great display and PRIZES.

My Bonnie Hunter mystery quilt is coming together and I hope to enter it in the show, it's been so much fun, but pieces are all over the place. It's suppose to be a scrap quilt, but I think all I'm doing is making more scraps. I'll sell the leftovers at the Country Store at the Quilt Show.

I have packets ready to go if you would like to be a vendor at the Country Store. All Guild members can sell quilt/sewing related items at the store. The packet provides all the information needed to be a vendor. You can sign up at the February General Meeting.

Blessings,
Lillian Glaeser, President

Add to Your Calendar

General Meeting	6:30 pm	Tuesday, February 7	Grass Valley Charter School
Speaker Workshop	9 am - 3:30 pm	Wednesday, February 8	SDA Church, Osborne Rd, GV
PTQG Board Meeting	3:00 pm	Thursday, February 9	via Zoom- link on PTQG website
Newsletter Deadline	Evening of	Sunday, February 12	hollyminer@aol.com
Quilt Show '23 Meeting	1:00 pm	Tuesday, February 21	Eskaton, Nevada City
Community Service	9 am - 1 pm	1st & 3rd Thursday	161 Nevada City Hwy, Nevada City
Home Workshop	9 am - 3 pm	4th Thursday	LDS Church Hollow Wy, Nevada City
Quilting 101	10am - 2 pm	4th Thursday	LDS Church Hollow Wy, Nevada City



PAINT CHIP CHALLENGE

Our March Quilt Guild meeting is around the corner! We are looking forward to seeing your Challenge quilts. A surprise gift will be given to all who enter. Plus, you could be honored with a 1st, 2nd or 3rd place ribbon.

In order to make sure we have enough gifts, please let us know that you will be entering a quilt. By going to our PTQG website, you can use the March Paint Chip Challenge "SignUpGenius" Link or email Kris or Margaret (our information is in the Roster).

If you haven't started your project, you still have time. Head on over to your local paint or hardware store, and choose a Paint Chip Card.

Fabric guidance:

- 1) The Paint Chip Color in Dark, Medium and Light shades.
 - 2) The fabrics may be patterned or solid.
 - 3) Other colors allowed are Black, White or Cream. (Use one, two or all three).
 - 4) No other colors may be incorporated.
- Any technique(s) can be used.
 - The quilt must be no larger than 40" per side and completely finished (quilted and bound).
 - Submit with a 3X5 index card that includes quilt title and a brief description. Pin your Paint Chip sample to the card or quilt.

Happy Quilting,

Kris Cook and Margaret Vodicka, Co-Chairs



Applications for the **2023 PTQG Education Scholarship** are now being accepted.

This award is open to any Nevada County resident graduating high school this year or continuing a college education and pursuing a course of study in fiber arts, textiles, design, or other art-related fields. Previous recipients of this scholarship are also eligible to apply. Find the application for the \$1,500 award and the address for submission in "Activities" on the PTQG website. Application deadline is March 15, 2023."

Assistance Needed:

We will need a selection committee! Would you like to be a part of this PTQG tradition? Please let me know by the end of February.

Thank you,

Sheri Doerr, 2023 Scholarship Chair



SILENT AUCTION 2023

Support our Quilt Guild by donating an item to our Quilt Show Silent Auction. Table runners, placemats, baby and children quilts sell exceptionally well. Wearables, art quilts or knitted items plus sewing machines, quilting frames and other large quilting accessories also sell well. Maybe your mini-group would like to sew a quilt as a group project? Vintage quilts that needs a new home were quite popular. One hundred percent of the proceeds from the auction go directly to the Guild.

Thank-you!

Ruth Bertaccini and Judy Hamilton, Silent Auction Chairs

Thank You Speaker Hosts!

Speakers Hosts keep our costs down and programs alive. The costs of hotels for speakers could prohibit us from hiring them. Like all committees, we have a budget! Many thanks to Diane Bare, Julie Berry, Laura Greenman, Annica Hagadorn, Rhonda Horne, Valerie Hudelson, Terry McFeely, and Jan Warholic for agreeing to be available to host speakers.

The Guild runs on volunteers. You are the reason we have such a great guild!

*Susanne Haislet & Margaret Vodicka
Program Co-chairs*

Cheating at Appliqué Laurel Anderson April Speaker Workshop

Sign up for our April Speaker Workshop before it fills up. Here is your chance to enter the world of appliqué techniques and find the perfect methods for your creative life. Bring a pattern of your own or use one of the teacher's designs to try each notion, product or shortcut. The class includes numerous handouts. To learn more about Laurel or to contact her, go to her website:

<https://whispercolor.com>

For further information, email
Sue Marshall
Speaker Workshop Chair

Vice President, Jeanne Pincha-Tulley is planning the March Mixer. If you would like to help with this fun-filled event, contact Jeanne.





MEMBERSHIP NEWS

Despite all the downpours, we had three new guests attend our January meeting. One guest mentioned that she didn't need to try us out first, but had made it one of her New Year's resolutions to join our guild! By the end of the evening all three joined our quilting family.

They are Carrie McDowall, Marjorie Woodall and Rebecca Smith-Lehmann.

Cheryl Morden has also joined our Guild. I was remiss in welcoming back a former member, Trish Morris-Plise. Welcome to you all!


With the poor January weather and only 50% renewal rate to date, the Board has decided to extend the deadline for renewals until February 15. There are several easy ways to renew and get your information in the Roster.

- * Bring your renewal to the General Meeting on February 7
- * Drop it off at Community Service on February 2
- * Drop at the Ben Franklin Fabric Counter
- * Mail to the address on the renewal form

Additionally, 2023 Membership Cards will be available in February and Membership Roster will be available in March at the sign-in table at the back of the room at the General Meetings.

Warmly,

Ruth Bertaccini, Membership Chair





Congratulations to Sophia Day 2022 Hall of Honor Recipient

ROW-BY-ROW QUILT EXCHANGE!

With 21 participants, we had a wonderful time at our first meeting on Friday, January 13. There was nothing but good luck, fun, laughter and joy as each participant showed their row. We redistributed the bags and now have one month to create a row for that person. Please don't get intimidated and enjoy the process! In creating the new row, you can be as simple or complex as you desire.

We will meet again at 5:30 on Friday, February 10 in the classroom at Ben Franklin Crafts. We will be sharing the row we created. We will be sharing the row we created and be open for discussion, comments, or questions. The person whose new row is being shared will be asked to leave the room while this is being done, so no one will see their project again until the very end of the exchange in June!

If you want to bring a snack to share, please let us know. Thank you to Peggy Viera for the delicious cookies! Questions? Contact Karla Rogers (530) 470-3645 or Jeanne Pincha-Tulley (530) 913-2823



Celebrating The Artist Within

Happy Valentine's Day!

Heart-working Quilt Show committees are full speed ahead designing a beautiful event. Heart-warming Guild volunteers are needed for several days before and during the May show weekend. YOU are essential to a smooth-beating, one of a kind experience! It is a great way to meet Guild members, enjoy show attendees and have fun too. Sign-ups are coming soon. "Have a heart, do your part!"

All members are invited to attend the next Quilt Show planning meeting on Tuesday, February 21, 1pm, Eskaton Building, 625 Eskaton Circle, Grass Valley. Masks are required.

Please email or call Vaughn for info: 530-575-6046 crumbquilter@gmail.com

With Heartfelt Appreciation,
Rachel and Vaughn, Co-Chairs

MARK YOUR CALENDARS

You may begin entering your quilts February 1, 2023

on our website at:

<https://pinetreequiltguild.com/2023-show-info/>

2023 QUILT SHOWS

March 3-5	Folsom Quilt & Fiber Guild	www.folsomquilt.org
March 4-5	Manteca Quilters Guild	www.mantecaquilters.com
March 11-12	Valley Quilt Guild	www.valleyquiltguild.com
March 24-25	SF Quilters Guild	www.sfquiltersguild.org
April 21-22	Roseville Quilters Guild	www.rosevillequilters.org



COMMUNITY SERVICE

From Nancy Holtz, Community Service Chair

Community Service distributed 203 quilts last year to CASA, Child Advocates (they will be our first for 2023), Hospitality House, Living Well Medical Clinic, Golden Empire Convalescent Hospital, Crystal Ridge Rehabilitation, Wolf Creek Care Center, Christian Encounters Ranch, Meals on Wheels, and graduating Foster youth (in May). Twenty quilts went to River Fire victims. Thank you to the volunteers who made it possible.

We were fortunate to receive several large donations of fabrics and other items last year.

Everyone is invited to join Community Service on the 1st and 3rd Thursday each month 9am-1pm. at the back of the Nevada County Historical Society building next to Sierra Presbyterian Church at the wonky corner of Ridge Rd and Nevada City Hwy. There is always fabric to sort, kits to make, batting and backing to cut along with good conversation and fellowship.

We will also be collecting donations of baskets and “like new” items for the Quilt Show Basket Raffle.

Home Workshop

Home Workshop is in motion once more. More than 30 sewists participated in making Go-Bags at the January Home Workshop presented by Kathy Biggi. Not only did we make the zippered bags, but we learned about the essential items to include and kits were available to make more for family members.

The big “free motion quilt-along” will take place in February and March, taught by Sue Marshall. This is an opportunity to learn how do free motion on your domestic machine. I quilted a queen size. Perhaps not easy, but doable and fun. It’s a totally different experience than with larger machines. I encourage you to join in, even if you have a long arm or mid arm. Anyone can learn from this, even the most inexperienced quilter. This is a time to relax and just go with the flow of exploration.

The supplies for the February class are easy. Along with your machine, thread, and scissors, you’ll need several 18-inch square fabric/batting sandwiches and an open-toe quilting/darning foot. A “quilting slider mat” would also be helpful. Sign up at the next General Meeting or email/text me.

Then in March, you can continue with plain sandwiches (use them to create pouches for sewing machine parts, pot holders and mug rugs) or advance to a purchased panel. We’ll have rulers for you to explore, as well.

At the April Home Workshop, Margaret Vodicka will instruct the group on converting a not so favorite or even a favorite coffee mug into useful storage for sewing supplies. It’s a storage caddy that fits into and around the mug with pockets.

Teddies and English Paper Piecing will follow. More information will be available at the next General Meeting.

Theresa Finn, Home Workshop Chair



Judy Vaughn Patchwork Star February 2023



“I love notions! I love gadgets!”

Unabashedly candid, Judy gave me a tour of projects, explaining many tools and accessories. Five machines: 2 Juki's (her fave), a Janome 9400, a travel Janome and a Bernina 450 are her pets. And, a new table will accommodate bed-sized quilts for machine-quilting. Traveling to Road to California in SoCal is a must. A special visit to Las Vegas best-ever got-it-all quilt shop is a treat. Attending Zephyr Cove's retreat with Deidre is also very special. Judy's recent and proudest purchase is a Lap-App mini portable table with storage and light.

Her hand work is impeccable! “I don't read directions ahead of time. I read them step by step as I do them.” Judy is bursting with eagerness and enthusiasm. Tiny 1/2” squares, so many thousands, will be cut and sewn into a quilt entitled, “Ohmigosh!” Everyone says just that when they first see the pattern. This design is bursting with yummy chaos. She is eager to tackle this Herculean task. All colors are accepted on a white background and

only two different blocks are needed: 125 of each! But, Judy is indefatigable. Quilts and doodads litter all surfaces of her comfy country home, suggesting her prowess and interests in every nook. There was much to take in as we listened to the pelting rain in her warm all-weather sun room. Projects were everywhere.

Judy and husband, Rusty, are avid readers. I took note of thousands of hard-bound greats: Cussler, Follett, Baldocci, Martin, Zane Grey to name a few. Gathered in orderly sequence it was better than a used book store! Also, I learned Rusty is a Guinness Record holder for the most miles driven in a 24-hour period—on a motorcycle! Oh, my. . .

In 1993, Judy attended her first Guild meeting. With a big smile Judy quipped: “They were the nicest ladies you'd ever want to meet!” It proved to be a watershed, fortuitous moment. Here is a long list of plaudits: President 2003, Quilt Show Chair, Hall of Honor, Country Store 5x, Vice President, Program Chair, Jamboree teacher, Information Booth every year. As many may claim, she credits Myrna Raglin for tutoring her. Judy also knits, crochets and embroiders.

And, it all began with a 9th grade Home Economics class. How many of us can say the same? A long-time Nevada County resident, Judy worked at Grass Valley Group before retiring.

Judy has 100+ finished quilts stored away for a grand slam funeral giveaway! (Her church minister knows about this.) A big “party” and quilt expo will be part of this day. A celebration, a remembrance, a grand gifting. In the meantime she cherishes and rotates her treasured possessions throughout the house. Of note, in keeping with Judy's activity addiction, precision and exactness must be noted. A quilter in Yuba City and Sandra Bruce are her go-to quilters.



Felted all-wool quilts are in progress. A

thin paper-ish adhesive called Fix-It adheres each miniature bud, bird or leaf onto a wool background. Frixion pen markings chart the course. Number 12 floss (thinner than #8) decoratively secures each edge. A blue and white Delft-ish theme is in progress.

I was wonderstruck! Smiles, jokes, enthusiasm and candor motivated me. What a pleasurable interview. We had fun!




Jeanie Ferguson Patchwork Star Reporter



February Birthdays

- 4 Karle deProsse
- 6 Jeanne Allgood
- 7 Julie Berry
- 11 Claire Casey
- 12 Jeanie Ferguson
- 13 Ardy Tobin
- 14 Stephanie Bennett-Strauss
- 21 Elvira Krantz
- 22 Julia Marvel
- 23 Michaele King
- 24 Jan Warholic
- 27 Louise Mills



February Anniversaries

- 6 Sophia & Patrick Day
- 14 Linda & Dennis Keels
- 15 Norma & Steve Solarz
- 24 Diana & Ballard Bare

Share and Care



Do you know someone in the Guild who is under the weather and can use some cheering? Whether it is an illness, surgery, or loss of a loved one, please let Mary Ross know so she can send an appropriate card.

Thank you!
Mary Ross, Chairperson

(see roster for Mary's phone & email)

December Financial Report

As of December 31, 2022

Deposits
\$1,363.00



Expenses
\$844.76

Find us on 

Has anyone recently finished a quilt? Let's share on our FB Page

www.facebook.com/PineTreeQuiltGuild/



“Lost and Found”

A pie cutter was left at the Christmas Party and a black seat cushion was left behind at the January meeting.
Contact Lillian.

WANTED:

Looking to buy a boy baby quilt. Contact Nancy Holtz. Information is in roster

Need A Ride to a Meeting?

Please contact Ruth Bertaccini.
She can help you connect with another Guild member who can provide a ride to and from the General Meeting.

FOR SALE: Bernina Artista 170

Quilters Platinum Edition Sewing and Embroidery Machine

The machine has two integrated alphabets and 50 designs. It also has built-in designs and shapes so that you can create embroidery designs of your own.

- Over 12 additional feet plus walking foot
- Needles, bobbins, and more
- Four Bernina manuals
- Various embroidery and sewing books
- Embroidery attachment & 3 hoops
- Embroidery CDs
- Accessories case

\$700

or best offer



Contact Marlene at 530-613-0671 or tumblingcrkfarm@gmail.com



Affiliate Profiles

A Stitch in Time Sewing Machine Repair



Sewing Machine & Serger Services and Repair

10% discount to ALL guild members

Senior, disabled veterans discounts

Please call to schedule a drop-off
& pick-up of your machine

Marlene Soria
10261 Quincy Ln. • Penn Valley, CA 95946

530-432-9334 • 408-691-0714

astitchintimeca.wordpress.com/about/

I'm a home based business,
specializing in longarm quilting,
creating custom T-shirt and
memory quilts.

Also, I can bind your quilt by
hand or by machine. Fees do
vary based on the level of work
needed.

It's an honor to quilt old and new
pieced tops or create a lasting
memory for you or your family
member.

Quilt a Memory

Valeri Halpin

valeri.quilter@att.net

530-632-3730



Pine Tree Quilt Guild

Post Office Box 3133
Grass Valley, CA 95945

RETURN SERVICE REQUESTED

PTQG Information

The Pine Tree Quilt Guild of Nevada County

Send address changes and corrections to:

PTQG Computer Records
P.O. Box 3133 • Grass Valley, CA 95945
or email Sophia Day smeyer@nccn.net

Mail membership forms and dues to:

PTQG Membership
P.O.Box 3133 • Grass Valley, CA 95945

Submit newsletter articles to:

Holly Miner, PTQG Newsletter Editor
hollyminer@aol.com
P.O. Box 3133
Grass Valley, CA 95945

Newsletter Deadline:

5:00 p.m._the Sunday following the
Thursday PTQG Board Meeting

See our web page for membership forms and information: www.pinetreequiltguild.com